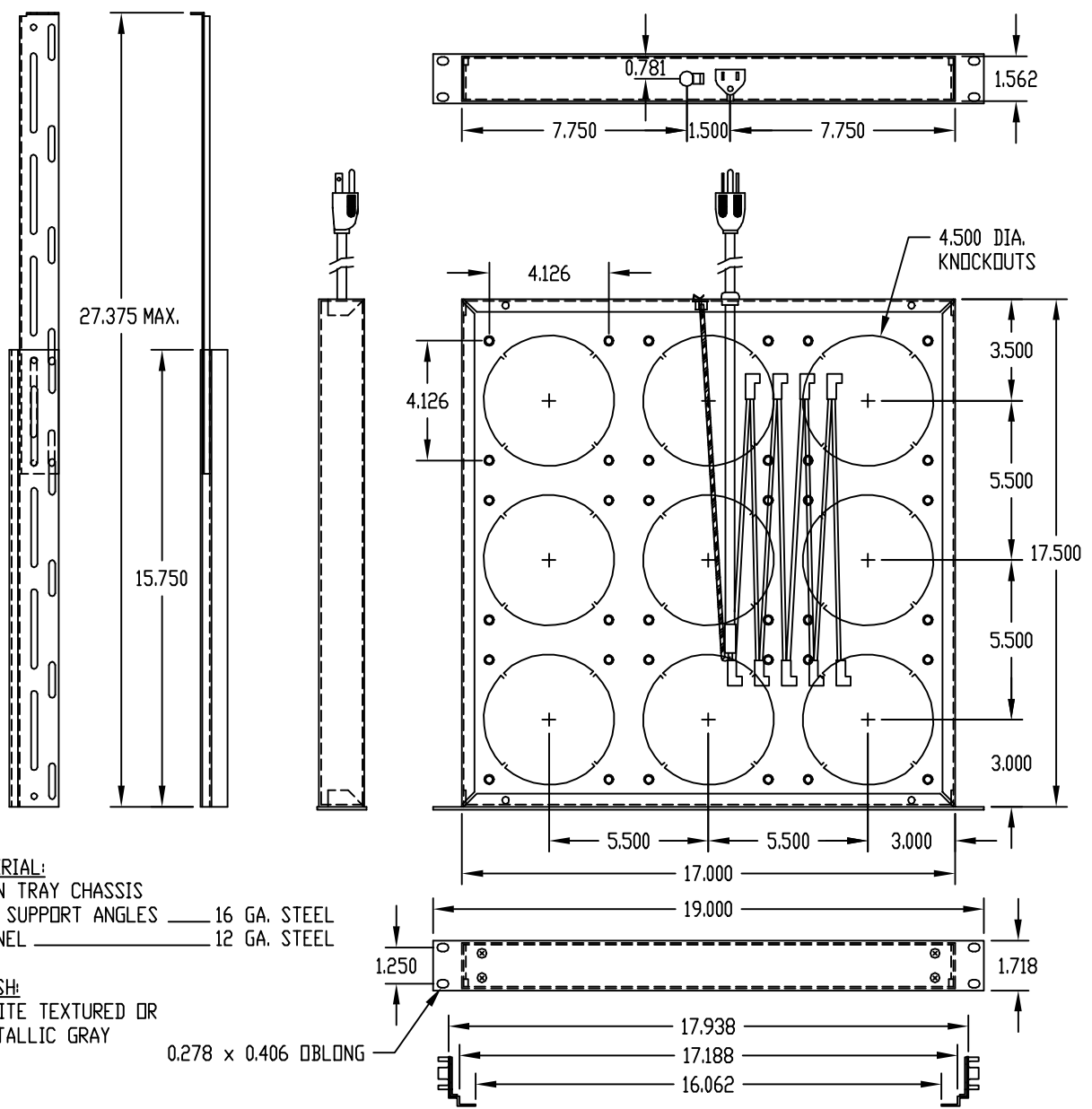


PART NAME	PART No.
-----------	----------

FAN TRAY ASSEMBLY

FT-1170



MATERIAL:
 FAN TRAY CHASSIS & SUPPORT ANGLES — 16 GA. STEEL
 PANEL — 12 GA. STEEL

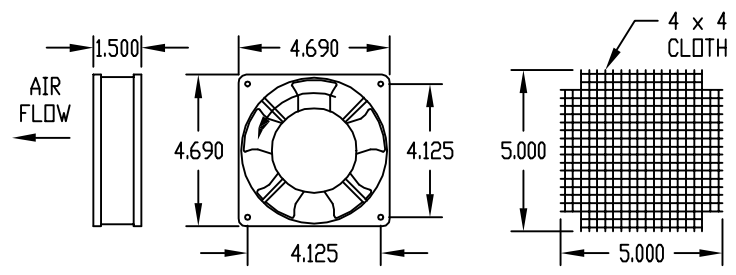
FINISH:
 WHITE TEXTURED OR METALLIC GRAY

0.278 x 0.406 OBLONG

PART NAME	PART No.
-----------	----------

FAN

FN-1280



FAN HOUSING: ONE-PIECE ZINC DIE CASTING
 FINISH: PLAIN OR BLACK
 IMPELLER: THERMOPLASTIC (UL-94-V0)
 MOUNTING HARDWARE SUPPLIED

POWER	CFM	WATTS	TEMP. RANGE
115 V.A.C.	105	19/17	-20°C. TO +60°C.

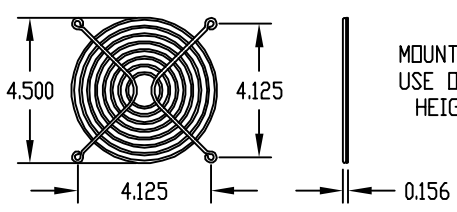
PART NAME	PART No.
-----------	----------

WIRE FORM FINGER GUARD

FG-1281

MATERIAL:
 RIBS — 0.091 DIA. STEEL WIRE
 RINGS — 0.071 DIA. STEEL WIRE

FINISH: ZINC PLATED



MOUNTING HARDWARE SUPPLIED.
 USE OR THIS ITEM INCREASES OVERALL HEIGHT OF FAN TRAY TO 1.875